



Mosquito and Vector Management District of Santa Barbara County

Environmental Management of Human Disease Vectors

TRUSTEES (TERM ENDING):

President Teri Jory, City of Santa Barbara (1/4/23)

Vice-President Adam Lambert, Santa Barbara County
(12/31/22)

Secretary Bob Williams, Santa Barbara County
(12/31/22)

Charles Blair, Santa Barbara County (12/8/23)

Craig Geyer, City of Goleta (1/1/24)

Cathy Schlottmann, Santa Barbara County (12/8/23)

Joe Franken, City of Carpinteria (1/31/23)

Vacant, Santa Barbara County

Persons with disabilities who require any disability-related modification or accommodation, including auxiliary aids or services, in order to participate in the meeting are asked to contact the District's General Manager prior to the meeting by telephone at (805) 969-5050 or by email at gm@mvmddistrict.org.

REGULAR MEETING OF THE BOARD OF TRUSTEES

CONSISTENT WITH ASSEMBLY BILL 361, THE BOARD MEETING WILL BE HELD BY REMOTE CONFERENCING. MEMBERS OF THE PUBLIC WHO WISH TO OBSERVE THE MEETING AND/OR OFFER PUBLIC COMMENT CAN ACCESS THE MEETING BY USING THE FOLLOWING LINK: <https://us02web.zoom.us/j/87419726051> (MEETING ID: 501 296 7769; PASSCODE: 992451; DIAL IN FOR AUDIO ONLY: +1-408-638-0968

APRIL 14, 2022, 2:00 PM

AGENDA

1. ROLL CALL

2. CONFIRMATION OF AGENDA

3. STAFF ANNOUNCEMENTS regarding District business

4. PUBLIC COMMENT. Time reserved for the public to address the Board of Trustees relative to matters of District business not on the agenda. Comment time regarding specific agenda items will be available during consideration of the particular agenda items.

5. CLOSED SESSION

A. Public comment on closed session agenda items

B. Closed Session Pursuant to Government Code Section 5497

Discussion of the Side Letter of Agreement between the Mosquito and Vector Management District of Santa Barbara County and the Mosquito and Vector Management District of Santa Barbara County Employees Association regarding the salary survey conducted pursuant to memorandum of understanding.

Reconvene to open session to report action taken (if any) in closed session

6. ITEMS OF GENERAL CONSENT. The following items can be approved by a single action of the Board. Items requiring additional discussion may be withdrawn from the listing and addressed in separate actions. (See attachments for each.)

- A. Approval of the Minutes of the March 10, 2022 regular meeting (Page 3)
- B. Approval of the March Financial Statements for County Fund 4160 (Page 6)
- C. Approval of the March Disbursement Report (Page 11)
- D. Approval of the March Disease Surveillance Report (Page 18)
- E. Approval of the March District Operations Report (Page 22)

7. OLD BUSINESS. The Board will discuss and may take action on the following items:

- A. Accounts receivable contracts' status (5909 Misc. Revenue) (Page 23)
- B. Update on the 2022-2023 District budget (Page 24)
- C. Update on locker room shower repairs

8. NEW BUSINESS. The Board will discuss and may take action on the following items:

- A. Consider and approve Resolution 22-07: "A Resolution of the Board of Trustees of the Mosquito and Vector Management District of Santa Barbara County Authorizing Continuation of Remote Teleconferencing Meetings of the District's Legislative Bodies Pursuant to Government Code Section 54953(e)". (Page 26)
- B. Discussion of a proposal from ZWorld GIS for developing and implementing Geospatial Information Systems and data management programs for the District. (Page 28)
- C. Nominations sought for a trustee representative and an alternate trustee representative on the VCJPA Board of Directors. (Page 40)
- D. Discussion of CERBT and PARS trust fund investment performance (Page 43)
- E. Discussion of how to factor increasing gasoline costs into service contracts
- F. Discussion of proposed Aedes aegypti publication for distribution in Santa Barbara area newspapers by N&R Publications (Page 45)

9. GENERAL MANAGER'S REPORT (Page 46)

10. BOARD ANNOUNCEMENTS

11. ADJOURNMENT (The next meeting is scheduled for Thursday, May 12, 2022.)

**MOSQUITO AND VECTOR MANAGEMENT DISTRICT
of Santa Barbara County
MINUTES OF REGULAR MEETING OF TRUSTEES
March 10th, 2022**

The regular meeting of the Board of Trustees of the Mosquito and Vector Management District of Santa Barbara County was held at 2:00 PM, on Thursday, March 10th, 2022 via teleconference as allowed by California AB 361.

1. ROLL CALL.

TRUSTEES PRESENT:

President Teri Jory
Vice-President Adam Lambert
Secretary Robert Williams
Trustee Charlie Blair (arrived during discussion of Item 9D)
Trustee Cathy Schlottmann
Trustee Craig Geyer
Trustee Joe Franken

TRUSTEES ABSENT:

None.

IN ATTENDANCE:

Brian Cabrera, General Manager
Jessica Sprigg, Administrative Assistant
Carrie Troup, CPA
Nate Kowalski, Legal Counsel

2. CONFIRMATION OF AGENDA

-No changes requested.

3. STAFF ANNOUNCEMENTS regarding District business.

A. Reminder that Form 700 Conflict of Interest forms are due on April 1.

4. PUBLIC COMMENT –

-None.

6. CLOSED SESSION

A. Public comment on closed session agenda items

-No public comment.

B. Closed Session Pursuant to Government Code Section 5497

Discussion of the District’s representatives meeting with the Mosquito and Vector Management District of Santa Barbara County Employees Association regarding the salary survey conducted pursuant to memorandum of understanding.

Reconvene to open session to report action taken (if any) in closed session

-No action to report.

7. ITEMS OF GENERAL CONSENT. The following items are approved by a single action of the Board. Items requiring additional discussion may be withdrawn from the listing and approved in a separate action.

- A. Approval of the Minutes of the February 10, 2022 special meeting
- B. Approval of the February Financial Statements for County Fund 4160
- C. Approval of the February Vendor Disbursement Report
- D. Approval of the February Disease Surveillance Report
- E. Approval of the February District Operations Report
-It was moved by Secretary Williams and seconded by Trustee Schlottmann to approve the Items of General Consent. Motion passed 7-0-0 by roll call vote.

8. OLD BUSINESS

- A. Accounts receivable contracts' status (5909 Misc. Revenue)
-Board discussed possible increase to contract rates due to increasing gas prices.
- B. Review of Service Agreement renewal with SCI Consulting Group.
-Board discussed the cost of the benefit assessment contract in prior years and the potential companies that could be considered in the future.

9. NEW BUSINESS

- A. Consider and approve Resolution No. 22-05 authorizing continuation of remote teleconference meetings of the District's legislative bodies for the period March 10, 2022 to April 8, 2022 pursuant to Government Code section 54953(e)
-Trustee Schlottmann made a motion to adopt Resolution 22-05 and read by title only. Motion seconded by Secretary Williams and passed 7-0-0 by roll call vote.
- B. Schedule and approve a special meeting to be held on or before April 8, 2022 to authorize the continuation of remote teleconference meetings of the District's legislative bodies pursuant to Government Code section 54953(e)
-A special meeting was scheduled for Thursday, April 7, at 10AM.
- C. LAFCO Elections
 - a. Discussion and election of a candidate to serve as a Regular Special District Member on Santa Barbara LAFCO
-Trustee Geyer made a motion to vote for incumbent Jay Freeman. Motion seconded by Trustee Schlottmann and passed 7-0-0 by roll call vote.
 - b. Consider approving an all-mailed ballot process for nomination and election of Special District members on Santa Barbara LAFCO.
-Trustee Geyer made a motion to approve the mailed ballot process. Motion seconded by Secretary Williams and passed 7-0-0 by roll call vote.
- D. Presentation of preliminary budget for FY 2022-2023.
-Considerations for the budget include facilities maintenance/improvement, depreciation, and increase in the price of gas.

10. MANAGER'S REPORT

-No discussion occurred for this item.

11. BOARD ANNOUNCEMENTS

-Trustee Blair reported that the SBCCSDA will hold an in-person meeting on April 25th.

12. ADJOURNMENT

As there was no further business to be brought before the Board, the meeting was adjourned.

I certify that the above minutes substantially reflect the actions of the Board:

BY:

APPROVED:

Teri Jory
Board President

Robert Williams
Board Secretary

Financial Status (Real-Time)

As of: 3/31/2022 (75% Elapsed)
Accounting Period: OPEN

Selection Criteria: Fund = 4160

Layout Options: Summarized By = Fund, LineItemAccount; Page Break At = Fund

Fund 4160 -- Mosquito & Vector Mgt District

Line Item Account	6/30/2022 Fiscal Year Adjusted Budget	3/31/2022 Year-To-Date Actual	6/30/2022 Fiscal Year Variance	6/30/2022 Fiscal Year Pct of Budget
Revenues				
Taxes				
3010 -- Property Tax-Current Secured	460,000.00	276,567.51	-183,432.49	60.12 %
3011 -- Property Tax-Unitary	6,900.00	3,790.59	-3,109.41	54.94 %
3015 -- PT PY Corr/Escapes Secured	0.00	-42.19	-42.19	--
3020 -- Property Tax-Current Unsecd	18,000.00	17,982.02	-17.98	99.90 %
3023 -- PT PY Corr/Escapes Unsecured	0.00	443.23	443.23	--
3028 -- RDA Pass-through Payments	4,400.00	3,265.81	-1,134.19	74.22 %
3029 -- RDA RPTTF Resid Distributions	7,800.00	7,127.53	-672.47	91.38 %
3040 -- Property Tax-Prior Secured	0.00	-156.38	-156.38	--
3050 -- Property Tax-Prior Unsecured	2,400.00	277.65	-2,122.35	11.57 %
3054 -- Supplemental Pty Tax-Current	8,800.00	5,923.92	-2,876.08	67.32 %
3056 -- Supplemental Pty Tax-Prior	100.00	-195.28	-295.28	-195.28 %
Taxes	<u>508,400.00</u>	<u>314,984.41</u>	<u>-193,415.59</u>	<u>61.96 %</u>
Fines, Forfeitures, and Penalties				
3057 -- PT-506 Int, 480 CIOS/CIC Pen	0.00	5.58	5.58	--
Fines, Forfeitures, and Penalties	<u>0.00</u>	<u>5.58</u>	<u>5.58</u>	<u>--</u>
Use of Money and Property				
3380 -- Interest Income	13,000.00	2,459.41	-10,540.59	18.92 %
3381 -- Unrealized Gain/Loss Invstmnts	-4,488.00	-8,804.77	-4,316.77	196.18 %
Use of Money and Property	<u>8,512.00</u>	<u>-6,345.36</u>	<u>-14,857.36</u>	<u>-74.55 %</u>
Intergovernmental Revenue-State				
4220 -- Homeowners Property Tax Relief	2,250.00	1,082.90	-1,167.10	48.13 %
Intergovernmental Revenue-State	<u>2,250.00</u>	<u>1,082.90</u>	<u>-1,167.10</u>	<u>48.13 %</u>
Intergovernmental Revenue-Other				
4840 -- Other Governmental Agencies	15,000.00	8,520.40	-6,479.60	56.80 %

Financial Status (Real-Time)

As of: 3/31/2022 (75% Elapsed)
Accounting Period: OPEN

Selection Criteria: Fund = 4160

Layout Options: Summarized By = Fund, LineItemAccount; Page Break At = Fund

Fund 4160 -- Mosquito & Vector Mgt District

Line Item Account	6/30/2022 Fiscal Year Adjusted Budget	3/31/2022 Year-To-Date Actual	6/30/2022 Fiscal Year Variance	6/30/2022 Fiscal Year Pct of Budget
Intergovernmental Revenue-Other	15,000.00	8,520.40	-6,479.60	56.80 %
Charges for Services				
4877 -- Other Special Assessments	648,425.00	385,626.87	-262,798.13	59.47 %
Charges for Services	648,425.00	385,626.87	-262,798.13	59.47 %
Miscellaneous Revenue				
5891 -- Refunds/Repayments	0.00	20,232.72	20,232.72	--
5909 -- Other Miscellaneous Revenue	120,000.00	98,348.55	-21,651.45	81.96 %
Miscellaneous Revenue	120,000.00	118,581.27	-1,418.73	98.82 %
Revenues	1,302,587.00	822,456.07	-480,130.93	63.14 %
Expenditures				
Salaries and Employee Benefits				
6100 -- Regular Salaries	489,000.00	322,306.37	166,693.63	65.91 %
6210 -- Commissioner/Director/Trustee	10,000.00	6,000.00	4,000.00	60.00 %
6400 -- Retirement Contribution	173,595.00	117,174.52	56,420.48	67.50 %
6475 -- Retiree Medical OPEB	21,000.00	4,882.08	16,117.92	23.25 %
6500 -- FICA Contribution	30,318.00	20,397.39	9,920.61	67.28 %
6550 -- FICA/Medicare	7,580.00	4,770.34	2,809.66	62.93 %
6600 -- Health Insurance Contrib	149,000.00	105,426.29	43,573.71	70.76 %
6700 -- Unemployment Ins Contribution	2,500.00	802.20	1,697.80	32.09 %
6900 -- Workers Compensation	23,000.00	20,492.00	2,508.00	89.10 %
Salaries and Employee Benefits	905,993.00	602,251.19	303,741.81	66.47 %
Services and Supplies				
7030 -- Clothing and Personal	6,900.00	3,452.22	3,447.78	50.03 %
7050 -- Communications	6,800.00	4,678.69	2,121.31	68.80 %
7070 -- Household Supplies	3,200.00	1,751.00	1,449.00	54.72 %
7090 -- Insurance	19,000.00	18,836.00	164.00	99.14 %

Financial Status (Real-Time)

As of: 3/31/2022 (75% Elapsed)
Accounting Period: OPEN

Selection Criteria: Fund = 4160

Layout Options: Summarized By = Fund, LineItemAccount; Page Break At = Fund

Fund 4160 -- Mosquito & Vector Mgt District

Line Item Account	6/30/2022 Fiscal Year Adjusted Budget	3/31/2022 Year-To-Date Actual	6/30/2022 Fiscal Year Variance	6/30/2022 Fiscal Year Pct of Budget
7120 -- Equipment Maintenance	7,300.00	2,648.26	4,651.74	36.28 %
7121 -- Operating Supplies	9,000.00	8,536.45	463.55	94.85 %
7124 -- IT Software Maintenance	7,000.00	3,289.93	3,710.07	47.00 %
7200 -- Structure & Ground Maintenance	6,000.00	1,235.86	4,764.14	20.60 %
7430 -- Memberships	18,000.00	16,063.00	1,937.00	89.24 %
7450 -- Office Expense	6,000.00	3,302.23	2,697.77	55.04 %
7460 -- Professional & Special Service	63,000.00	45,438.47	17,561.53	72.12 %
7508 -- Legal Fees	15,000.00	13,944.50	1,055.50	92.96 %
7546 -- Administrative Expense	11,000.00	826.25	10,173.75	7.51 %
7650 -- Special Departmental Expense	82,000.00	60,944.83	21,055.17	74.32 %
7653 -- Training Fees & Supplies	6,000.00	657.00	5,343.00	10.95 %
7730 -- Transportation and Travel	5,000.00	1,138.04	3,861.96	22.76 %
7731 -- Gasoline-Oil-Fuel	9,600.00	7,195.62	2,404.38	74.95 %
7732 -- Training	0.00	0.00	0.00	--
7760 -- Utilities	4,800.00	3,177.85	1,622.15	66.21 %
Services and Supplies	285,600.00	197,116.20	88,483.80	69.02 %
Other Charges				
7860 -- Contrib To Other Agencies	55,000.00	91,166.00	-36,166.00	165.76 %
Other Charges	55,000.00	91,166.00	-36,166.00	165.76 %
Capital Assets				
8200 -- Structures&Struct Improvements	10,000.00	0.00	10,000.00	0.00 %
8300 -- Equipment	60,000.00	0.00	60,000.00	0.00 %
Capital Assets	70,000.00	0.00	70,000.00	0.00 %
Expenditures	1,316,593.00	890,533.39	426,059.61	67.64 %

Financial Status (Real-Time)

As of: 3/31/2022 (75% Elapsed)
Accounting Period: OPEN

Selection Criteria: Fund = 4160

Layout Options: Summarized By = Fund, LineItemAccount; Page Break At = Fund

Fund 4160 -- Mosquito & Vector Mgt District

Line Item Account	6/30/2022 Fiscal Year Adjusted Budget	3/31/2022 Year-To-Date Actual	6/30/2022 Fiscal Year Variance	6/30/2022 Fiscal Year Pct of Budget
Other Financing Sources & Uses				
Other Financing Sources				
5911 -- Oper Trf (In)-Other Funds	30,337.00	0.00	-30,337.00	0.00 %
Other Financing Sources	30,337.00	0.00	-30,337.00	0.00 %
Other Financing Uses				
7901 -- Oper Trf (Out)	16,819.00	17,000.00	-181.00	101.08 %
Other Financing Uses	16,819.00	17,000.00	-181.00	101.08 %
Other Financing Sources & Uses	13,518.00	-17,000.00	-30,518.00	-125.76 %
Changes to Fund Balances				
Decrease to Restricted				
9797 -- Unrealized Gains	488.00	487.48	-0.52	99.89 %
Decrease to Restricted	488.00	487.48	-0.52	99.89 %
Changes to Fund Balances	488.00	487.48	-0.52	99.89 %
Mosquito & Vector Mgt District	0.00	-84,589.84	-84,589.84	--
Net Financial Impact	0.00	-84,589.84	-84,589.84	--

Cash Balances (Real-Time)

As of: 3/31/2022
Accounting Period: OPEN

Selection Criteria: Fund = 4160-4161

Layout Options: Summarized By = Fund; Page Break At = Fund

Fund	3/1/2022 Beginning Balance	Month-To-Date Cash Receipts (+)	Month-To-Date Treasury Credits (+)	Month-To-Date Warrants and Wire Transfers (-)	Month-To-Date Treasury Debits (-)	3/31/2022 Ending Balance
4160 -- Mosquito & Vector Mgt District	1,627,202.52	14,422.23	59.68	37,372.84	50,861.71	1,553,449.88
4161 -- SB Vector-Cap Asset Reserve	628,526.88	0.00	0.00	0.00	0.00	628,526.88
Total Report	2,255,729.40	14,422.23	59.68	37,372.84	50,861.71	2,181,976.76

Vendor Disbursements (Real-Time)

From 3/1/2022 to 3/31/2022

Selection Criteria: Fund = 4160

Layout Options: Summarized By = Fund, Vendor; Page Break At = Fund

Fund 4160 -- Mosquito & Vector Mgt District

Disbursement	Disbursement Date	Dept	Purchase Order	Remit Description	Amount
Vendor 005979 -- CALIFORNIA PUBLIC EMPLOYEES RETIREMENT SYSTEM					
W - 09780214	03/24/2022	880		PEB-	4,574.00
Total CALIFORNIA PUBLIC EMPLOYEES RETIREMENT SYSTEM					4,574.00
Vendor 006215 -- US BANK CORPORATE PAYMENT SYSTEM					
ACH - 752198	03/07/2022	880		Vendor Account:	1,069.91
Total US BANK CORPORATE PAYMENT SYSTEM					1,069.91
Vendor 008116 -- HOWELL MOORE & GOUGH LLP					
W - 09780454	03/30/2022	880		Vendor Invoice #: 43948; Vendor Account:	379.50
Total HOWELL MOORE & GOUGH LLP					379.50
Vendor 009136 -- TECHEASE COMPUTER SOLUTIONS LLC					
W - 09780217	03/24/2022	880		Vendor Invoice #: 44057; Vendor Account:	420.00
Total TECHEASE COMPUTER SOLUTIONS LLC					420.00
Vendor 010421 -- CLARKE MOSQUITO CONTROL					
W - 09780223	03/24/2022	880		Vendor Invoice #: 5099237; Vendor Account:	4,360.44
Total CLARKE MOSQUITO CONTROL					4,360.44
Vendor 011287 -- HELUNA HEALTH					
W - 09780226	03/24/2022	880		Vendor Invoice #: 1714039; Vendor Account:	483.00
Total HELUNA HEALTH					483.00
Vendor 050379 -- ADP INC					
EFT	03/11/2022	880		Vendor Invoice #: 601024187	409.60
EFT	03/30/2022	880		Vendor Invoice #: 598448530	409.60
Total ADP INC					819.20
Vendor 080067 -- ATKINSON ANDELSON LOYA RUUD ROMO					
W - 09780379	03/28/2022	880		Vendor Invoice #: 646128; Vendor Account:	1,141.88
Total ATKINSON ANDELSON LOYA RUUD ROMO					1,141.88

Vendor Disbursements (Real-Time)

From 3/1/2022 to 3/31/2022

Selection Criteria: Fund = 4160

Layout Options: Summarized By = Fund, Vendor; Page Break At = Fund

Fund 4160 -- Mosquito & Vector Mgt District

Disbursement	Disbursement Date	Dept	Purchase Order	Remit Description	Amount
Vendor 086415 -- CITY EMPLOYEES ASSOC LLC					
ACH - 751781	03/03/2022	880		UNION DUES	48.00
ACH - 752891	03/14/2022	880		UNION DUES	48.00
Total CITY EMPLOYEES ASSOC LLC					96.00
Vendor 101532 -- STREAMLINE					
W - 09779480	03/07/2022	880		Vendor Invoice #: 051D17E0-0017	200.00
Total STREAMLINE					200.00
Vendor 194683 -- Allied Administrators for Delta Dental					
ACH - 752341	03/08/2022	880		ID #	908.15
Total Allied Administrators for Delta Dental					908.15
Vendor 244645 -- AFLAC					
W - 09779334	03/03/2022	880		Vendor Invoice #: 329017; Vendor Account:	226.44
Total AFLAC					226.44
Vendor 246891 -- MISSION LINEN SUPPLY					
ACH - 752236	03/07/2022	880		Vendor Account:	315.96
Total MISSION LINEN SUPPLY					315.96
Vendor 252027 -- Educated Car Wash					
ACH - 754294	03/24/2022	880		Vendor Invoice #: 920	96.15
Total Educated Car Wash					96.15
Vendor 346888 -- CARRIE TROUP CPA					
ACH - 754308	03/24/2022	880		Vendor Invoice #: 0222V	2,325.00
Total CARRIE TROUP CPA					2,325.00
Vendor 509950 -- MARBORG INDUSTRIES					
ACH - 754177	03/23/2022	880		Vendor Account:	156.46
Total MARBORG INDUSTRIES					156.46

Vendor Disbursements (Real-Time)

From 3/1/2022 to 3/31/2022

Selection Criteria: Fund = 4160

Layout Options: Summarized By = Fund, Vendor; Page Break At = Fund

Fund 4160 -- Mosquito & Vector Mgt District

Disbursement	Disbursement Date	Dept	Purchase Order	Remit Description	Amount
Vendor 522736 -- McCormix Corporation					
ACH - 752500	03/09/2022	880		Vendor Account:	823.91
Total McCormix Corporation					823.91
Vendor 556712 -- MONTECITO WATER DISTRICT					
ACH - 754181	03/23/2022	880		Vendor Account:	54.93
Total MONTECITO WATER DISTRICT					54.93
Vendor 648390 -- CALIFORNIA PUBLIC EMPLOYEES RETIREMENT SYSTEM					
ACH - 753699	03/18/2022	880		Vendor Invoice #: 100000016745493; Vendor Account: 1	11,120.14
Total CALIFORNIA PUBLIC EMPLOYEES RETIREMENT SYSTEM					11,120.14
Vendor 710175 -- STATE/FEDERAL TAXES & DIRECT DEPOSITS					
EFT	03/10/2022	880		Vendor Account:	19,115.54
EFT	03/24/2022	880		Vendor Account:	17,438.10
Total STATE/FEDERAL TAXES & DIRECT DEPOSITS					36,553.64
Vendor 740582 -- BIG GREEN CLEANING COMPANY					
ACH - 754458	03/25/2022	880		Vendor Invoice #: 597991; Vendor Account:	263.00
Total BIG GREEN CLEANING COMPANY					263.00
Vendor 767200 -- SOUTHERN CALIFORNIA EDISON					
ACH - 754195	03/23/2022	880		Vendor Account:	102.63
Total SOUTHERN CALIFORNIA EDISON					102.63
Vendor 767800 -- THE GAS COMPANY					
ACH - 754196	03/23/2022	880		Vendor Account:	80.62
Total THE GAS COMPANY					80.62
Vendor 776537 -- COX COMMUNICATIONS - BUSINESS					
ACH - 754197	03/23/2022	880		Vendor Account:	459.15
Total COX COMMUNICATIONS - BUSINESS					459.15

Vendor Disbursements (Real-Time)

From 3/1/2022 to 3/31/2022

Selection Criteria: Fund = 4160

Layout Options: Summarized By = Fund, Vendor; Page Break At = Fund

Fund 4160 -- Mosquito & Vector Mgt District

Disbursement	Disbursement Date	Dept	Purchase Order	Remit Description	Amount
Vendor 855111 -- Vision Service Plan-CA ACH - 751906	03/03/2022	880		Vendor Invoice #: 814475075; Vendor Account: 3	176.59
				Total Vision Service Plan-CA	176.59
Vendor 874582 -- BAY ALARM COMP W - 09779631	03/09/2022	880		Vendor Invoice #: 148552220215M; Vendor Account: 1	156.75
				Total BAY ALARM COMP	156.75
Vendor 999999 -- Karen Schultz W - 09779632	03/08/2022	880		REIMBURSE FOR LODGING	574.20
				Total Karen Schultz	574.20
				Total Mosquito & Vector Mgt District	67,937.65



P.O. BOX 6343
FARGO ND 58125-6343



ACCOUNT NUMBER _____
STATEMENT DATE 03-22-2022
AMOUNT DUE \$1,271.82
NEW BALANCE \$1,271.82

PAYMENT DUE ON RECEIPT

000001662 01 SP 0.530 106481478360723 P

MVM DISTRICT
ATTN BRIAN CARERA
PO BOX 1389
2450 LILLIE AVE
SUMMERLAND CA 93067-1389

AMOUNT ENCLOSED
\$

Please make check payable to "U.S. Bank"

U.S. BANK CORPORATE PAYMENT SYSTEMS
P.O. BOX 790428
ST. LOUIS, MO 63179-0428

Please tear payment coupon at perforation.

CORPORATE ACCOUNT SUMMARY									
MVM DISTRICT	Previous Balance	Purchases And Other Charges	Cash Advances	Cash Advance Fees	Late Payment Charges	- Credits	- Payments	= New Balance	
Company Total	\$1,069.91	\$1,429.21	\$0.00	\$0.00	\$0.00	\$157.39	\$1,069.91	\$1,271.82	

CORPORATE ACCOUNT ACTIVITY					
MVM DISTRICT					TOTAL CORPORATE ACTIVITY
					\$1,069.91 CR
Post Date	Tran Date	Reference Number	Transaction Description		Amount
03-09	03-09	7479826206800000000030	PAYMENT - 752198 00000 A		1,069.91 PY

NEW ACTIVITY					
VESNA IBARRA		CREDITS	PURCHASES	CASH ADV	TOTAL ACTIVITY
		\$0.00	\$449.17	\$0.00	\$449.17
Post Date	Tran Date	Reference Number	Transaction Description		Amount
02-24	02-23	24492162054000020104145	TARGET SPECIALTY HTTPSWWW.TARG CA		20.00
03-01	02-28	24040832059900011100319	LA CUMBRE FEED SANTA BARBARA CA		62.85
03-10	03-09	24692162069100654199295	SQ *JMUPHOLSTERYSERVICES GOLETA CA		160.00
03-15	03-14	24307922073900014933319	BOONE GRAPHICS 805-6832349 CA		133.42
03-18	03-17	24034542076001858265307	76 - THOMAS PRICE GOLETA CA		68.69

CUSTOMER SERVICE CALL	ACCOUNT NUMBER		ACCOUNT SUMMARY	
	800-344-5696		PREVIOUS BALANCE	1,069.91
		PURCHASES & OTHER CHARGES	1,429.21	
	STATEMENT DATE	DISPUTED AMOUNT	CASH ADVANCES	.00
	03/22/22	.00	CASH ADVANCE FEES	.00
			LATE PAYMENT CHARGES	.00
SEND BILLING INQUIRIES TO:	AMOUNT DUE		CREDITS	157.39
U.S. Bank National Association			PAYMENTS	1,069.91
C/O U.S. Bancorp Purchasing Card Program P.O. Box 6335 Fargo, ND 58125-6335			ACCOUNT BALANCE	1,271.82
	1,271.82			



Company Name: MVM DISTRICT
Corporate Account Number:
Statement Date: 03-22-2022

NEW ACTIVITY					
Post Date	Tran Date	Reference Number	Transaction Description	Amount	
03-22	03-21	24431052081838001479331	O'REILLY AUTO PARTS 3770 GOLETA CA	4.21	
JESSICA E SPRIGG		CREDITS	PURCHASES	CASH ADV	TOTAL ACTIVITY
		\$0.00	\$258.56	\$0.00	\$258.56
Post Date	Tran Date	Reference Number	Transaction Description	Amount	
02-23	02-22	24137462054001132778912	USPS PO 0575840167 SUMMERLAND CA	1.96	
02-28	02-25	24692162056100939949386	VZWRLSS*MY VZ VB P 800-922-0204 FL	4.84	
03-02	03-01	24692162060100813136724	IN *TECHEASE COMPUTER SOL 805-5643273 CA	250.00	
03-07	03-04	24137462064001349504760	USPS PO 0513320113 CARPINTERIA CA	1.76	
ROBBY R SHARP		CREDITS	PURCHASES	CASH ADV	TOTAL ACTIVITY
		\$0.00	\$173.51	\$0.00	\$173.51
Post Date	Tran Date	Reference Number	Transaction Description	Amount	
03-17	03-16	24137462075300641887064	TST* BROOKS BURGERS PISMO BEACH CA	21.03	
03-18	03-16	24761972076091179000028	LINDE GAS & EQUIP 8059660829 CA	122.47	
03-21	03-17	24034542077001953177984	ARCO #42188 AMPM PISMO BEACH CA	30.01	
KAREN EGERMAN-SCHULTZ		CREDITS	PURCHASES	CASH ADV	TOTAL ACTIVITY
		\$157.39	\$477.98	\$0.00	\$320.59
Post Date	Tran Date	Reference Number	Transaction Description	Amount	
03-02	03-01	24231682061837000097128	SMART AND FINAL 391 SANTA BARBARA CA	41.35	
03-14	03-12	24692162071100477698420	REI.COM 800-426-4840 800-426-4840 WA	157.39	
03-14	03-13	24692162072100146849718	BCY*STEEPANDCHEAP.COM 800-409-4191 UT	133.05	
03-15	03-15	24692162074100711665026	AMZN MKTP US*1Z18X4DH0 AMZN.COM/BILL WA	128.60	
03-16	03-14	74692162074100816906288	REI #134 SANTA BARBARA SANTA BARBARA CA	157.39 CR	
03-16	03-15	24692162074100770481273	AMZN MKTP US*1N9ZC7421 AMZN.COM/BILL WA	17.59	
DONALD CRAM		CREDITS	PURCHASES	CASH ADV	TOTAL ACTIVITY
		\$0.00	\$20.00	\$0.00	\$20.00
Post Date	Tran Date	Reference Number	Transaction Description	Amount	
02-23	02-22	24492162054000003753819	TARGET SPECIALTY HTTPSWWW.TARG CA	20.00	
BRIAN J CARBERA		CREDITS	PURCHASES	CASH ADV	TOTAL ACTIVITY
		\$0.00	\$49.99	\$0.00	\$49.99



Company Name: MVM DISTRICT
Corporate Account Number:
Statement Date: 03-22-2022

NEW ACTIVITY				
Post Date	Tran Date	Reference Number	Transaction Description	Amount
03-15	03-14	24011342073000016488962	ZOOM.US 888-799-9666 WWW.ZOOM.US CA	14.99
03-15	03-14	24906412073142716653666	MSFT * E0800I0JX8 MSBILL.INFO WA	35.00

Department: 00000 Total: \$1,271.82
Division: 00000 Total: \$1,271.82



**MOSQUITO and VECTOR MANAGEMENT DISTRICT
of SANTA BARBARA COUNTY**

DISEASE SURVEILLANCE REPORT

March 2022

Vector-borne Disease Surveillance

Cold overnight temperatures, high winds and a surprising rainstorm reduced overall mosquito activity this March. Results are posted below.

Location	Date	Number of Mosquitoes	Type of Trap	# of Traps	Mosquitoes per Trap Night	Pools Submitted	WSW Virus Test Result
Palmetto Way, Carpinteria	2/28-3/3	1	BGS2	1	0.33	0	
Raddue Ave., Goleta	3/1-3/2	2	BGP	2	1	0	
MVMD, Summerland	3/11-3/14	2	GRAVID	1	0.67	0	
Chumash Park, Pismo Beach, SLO County	3/16-3/17	24	EVS	3	8	1	Pending
Pismo Creek, Pismo Beach, SLO County	3/16-3/17	57	EVS	2	28.5	1	Pending
North Beach Campground, Oceano, SLO County	3/16-3/17	28	EVS	2	14	1	Pending
Oceano Dunes, SLO County	3/16-3/17	20	EVS	5	4	0	
UCSB/SBAIR Bluffs	3/18-4/1	1	BGS	1	0.07	0	
UCSB/SBAIR Bluffs	3/30-4/1	2	GRAVID	2	0.5	0	
UCSB/SBAIR Bluffs	3/31-4/1	125	EVS	8	15.6	2	Pending

BGS2=Biogents Sentinel 2

BGP=Biogents Pro

EVS=encephalitis surveillance trap (CO²)

WSW=WNV, SLEV, AND WEE

No dead birds have been reported in Santa Barbara County in 2022. Five mosquito pools have tested negative for WNV, SLE, and WEE.

The District has now discontinued the sentinel chicken surveillance program, and all chickens have been placed in good homes. The final blood samples from the Goleta Sanitary District, the Mission Hills Community Services District, the Solvang City Wastewater Treatment Plant, and the U.S. Forest Service Fire Station in Carpinteria were taken on February 28 and March 1, 2022; to no one's surprise, all samples tested negative for WNV, SLE, and WEE antibodies. About 30 working hours per month will be freed to complete additional surveillance, prevention, and control tasks.

Tick flagging results are listed in the table below. All ticks collected were adults.

Site	Date	Western Black Legged Tick <i>(Ixodes pacificus)</i>		Pacific Coast Tick <i>Dermacentor occidentlis</i>		American Dog Tick <i>Dermacentor similis*</i>	
		MALE	FEMALE	MALE	FEMALE	MALE	FEMALE
Snyder Trail (Paradise Road, Los Padres National Forest)	3/8	4	3	6	9		
Toro Canyon Trail, (Carpinteria Valley)	3/18	2	1	3	5		
San Marcos Foothills (Goleta Valley)	3/29			4	3		
Laundry Road (UCSB)	3/30					2	

*formerly *Dermacentor variabilis*

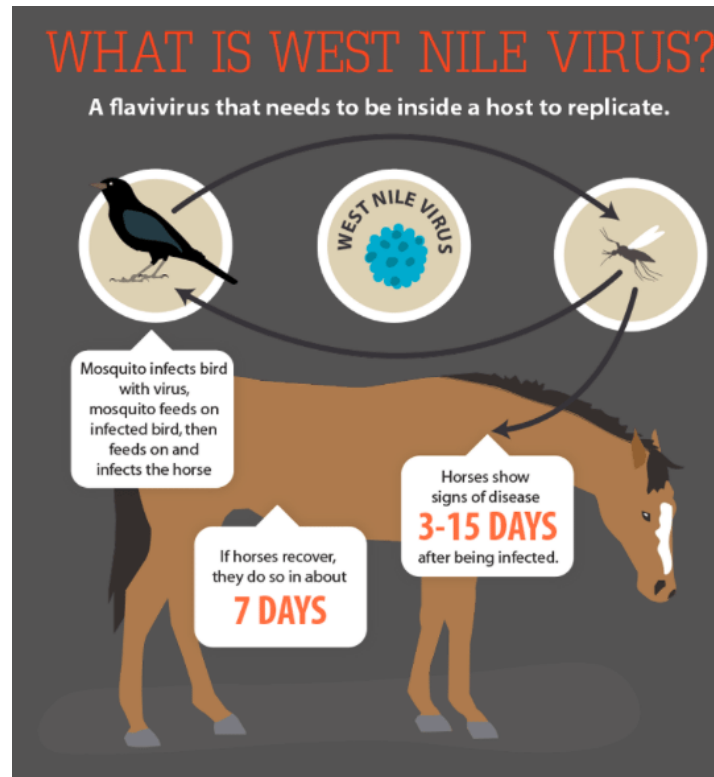
California Arbovirus Detection

The CA Dept. of Public Health, Vector-Borne Disease Section, usually begins producing their weekly “Arbobulletin” at the end of April each year. Two WNV positive mosquito pools have been reported on www.westnile.ca.gov this year. In 2022, no detections of Saint Louis encephalitis virus or Western equine encephalitis virus have been reported in California.

Invasive *Aedes* Mosquito and Zika Virus Update

No *Aedes aegypti* mosquitoes or other invasive *Aedes* species have been detected in Santa Barbara County in 2022.

Aedes aegypti mosquitoes are present in 22 California counties. *Aedes albopictus* is present in four (one fewer than last year because San Diego County has been removed from the count). *Aedes notoscriptus* occurs in three counties. There have been no human cases of Zika, dengue, or chikungunya in California in 2022.



Wideopenpets.com

West Nile Virus in Horses

Since 1999, over 25,000 cases of West Nile virus in horses have been reported in the United States. In 2005 and 2006, Santa Barbara County had eight cases; four of them were fatal. Some of the possible signs of WNV infection in horses are stumbling, incoordination, weakness, droopy lip, anorexia, hypersensitivity, grinding teeth, head pressing, muscle twitching, partial paralysis, and/or fever. Horses over the age of 15 years are more likely to be severely affected. About 50% of cases are asymptomatic or mild, but about 33% of infected horses die of the disease. About 17% of horses infected have long-term neurological damage. There is no specialized treatment for WNV, but supportive therapy under the care of a veterinarian can be effective. There are effective vaccines for WNV for horses. Two doses are given about six weeks apart, and yearly boosters are strongly recommended. Horse owners should eliminate standing water where horses are kept to prevent mosquito breeding. Mosquito fish (*Gambusia affinis*) can be placed in water troughs that are not emptied at least every two weeks. Exposure to mosquitoes can be reduced by using fans, using repellants, and keeping horses in a barn or stable from sunset until sunrise. Like humans and other mammals, horses are considered “dead end hosts” because too little WNV circulates in their bloodstream for a mosquito to pick-up during feeding and subsequently infect a susceptible host.

Sentinel Chicken Costs - 2021					
	Feed & Straw		Chickens	Testing	Travel
January	89.75		\$ 162.00	\$ 3,695.35	---
February	250.54		---	\$ 483.00	---
March	235.29		---	---	---
April	368.02		---	---	\$ 103.28
May	156.84		---	---	---
June	338.39		---	---	---
July	562.96		---	---	---
August	439.95		---	---	---
September	354.54		---	---	---
October	341.67		---	---	---
November	334.67		---	---	---
December	564.59		---	---	---
Total	\$ 4,037.21		\$ 162.00	\$ 4,178.35	\$ 103.28
Overall total	\$ 8,480.84				

Mosquito and Vector Management District of Santa Barbara County

Report of District Operations -March 2022

Location	Mosquito					Bees & Wasps			Rats & Mice		Surveillance			Other		Total
	Inspection Hours	Treatment Hours	Service Requests	Fish Requests	Standing Water Reports	Inspection Hours	Treatment Hours	Service Requests	Inspection Hours	Service Requests	WNV Bird	Chickens	Mosquito Pools	Bedbugs	Misc. Requests	Total hours devoted to zone
Goleta	43.5	7.0	2									3.0				53.5
Goleta Valley	44.5	17.0	3	2					2.5				6.50		1	70.5
Rancho Embarcadero	1.5	0.5														2.0
Isla Vista	3.5			1									1.00			4.5
Hope Ranch	2.0															2.0
Hidden Valley																0.0
Santa Barbara area	18.0	2.0	3	3	1	3.0			1.5				1.00			25.5
Mission Canyon				1												0.0
Montecito	9.0	2.5		1					2.0	1					1	13.5
Summerland	2.5	0.5										12.0	4.50			19.5
Carpinteria	6.0	1.5										15.0	1.0			23.5
Carpinteria Valley	4.0	1.0														5.0
Carp Salt Marsh	3.5	0.5														4.0
Camino Real	0.5	0.5														1.0
Storke Ranch	1.5	1.0														2.5
Goleta Sanitary																0.0
City of Goleta	4.5	3.0														7.5
UCSB	13.0	2.5											0.5			16.0
Santa Barbara Airport	6.0	5.5														11.5
City of Santa Barbara	8.0	2.5														10.5
SoCalGas																0.0
South County	171.5	47.5	8	8	1	3.0	0.0	0	6.0	1	0.0	30.0	14.5	0	2	272.5
North County	8.0											20.0	2.0			30.0
Pismo Beach													7.5			7.5
Oceano Dunes													8.5			8.5
San Luis Obispo																0.0
SLO County	0.0	0.0	0	0	0	0.0	0.0	0	0.0	0	0.0	0.0	16.0	0	0	16.0
Monthly Totals	179.5	47.5	8	8	1	3.0	0.0	0	6.0	1	0.0	50.0	32.5	0	2	318.5
Year to Date	553.5	188.0	18	20	3	7.0	0.0	3	24.5	5	0.0	91.0	33.0	1	3	

	This Month	Year to Date
Total Inspection Hours	188.5	585.0
Total Treatment Hours	47.5	188.0
Total Mileage	3,353.0	9254.0

						April 8, 2022
Account		MOU Maximum	FYE22	FYE21	FYE20	MOU Status
1	Wynmark	\$ 2,079	\$428.57	1283.96	\$966.47	Begin work on FYE24
3	Goleta Sanitary District	\$ 6,035	\$3,784.34	3997.96	\$5,174.11	Begin work on FYE24
4	Goleta, City of	\$ 10,700	\$2,865.11	3708.19	\$2,802.59	FYE23 complete
5	Oceano Dunes District	\$ 15,399	\$10,872.23	18153.72	\$14,871.28	CY 22 and 23 complete
6	Pismo Beach, City of	\$ 6,528	\$3,708.13	5744.45	\$4,024.30	FYE23 complete
7	Santa Barbara Airport	\$ 62,285	\$44,030.33	43239.03	\$68,547.72	FYE23 complete
8	Santa Barbara, City of	\$ 6,473	\$1,962.70	5266.24	\$4,591.18	Begin work on FYE24
9	SoCalGas	\$ 3,096	\$1,527.55	2277.71	\$2,410.70	FYE23 complete
10	Cal-Storke, LLC	\$ 2,869	\$584.99	1553.06	\$1,065.26	FYE23 complete
11	UCSB	\$ 34,435	\$10,676.00	17982.38	\$35,038.62	Begin work on FYE24
12	San Luis Obispo, County of	\$ 16,499	\$5,268.29	1777.07	\$10,819.61	Begin work on FYE24
		\$ 166,398		\$104,983.77	\$150,311.84	

	March 4, 2021	Budgeted
FYE 2022	\$108,829.80	\$120,000
FYE 2021	\$104,983.47	\$110,000
FYE 2020	\$ 150,311.84	\$ 105,000
FYE 2019	\$ 109,111.47	\$ 100,000
FYE 2018	\$ 108,081.70	\$ 70,000
FYE 2017	\$ 87,923.06	\$ 105,000
FYE 2016	\$ 58,114.04	\$ 115,000
FYE 2015	\$ 99,346.50	\$ 120,000

**MVMDSBC
Preliminary
Budget FY 22-23**

	Actual 6/30/19	Actual 6/30/2020	Actual 6/30/21	Budget FY 2021-22	Actual YTD FY 2021-22	Budget FY 2022-23
Revenues						
Taxes						
3010 -- Property Tax-Current	424,934	444,843	469,187	460,000	276,568	480,000
3011 -- Property Tax-Unitary	6,378	6,860	7,351	6,900	3,791	7,200
3015 -- PT PY Corr/Escapes	-2,160	(17)	2,470		(42)	
3020 -- Property Tax-Current	16,228	17,606	17,327	18,000	17,982	19,000
3023 -- PT PY Corr/Escapes	-32.85	335	(5,553)		443	
3028 -- RDA Pass-through	3,447	4,318	5,648	4,400	3,266	4,600
3029 -- RDA RPTTF	6,263	7,654	9,410	7,800	7,128	8,200
3040 -- Property Tax-Prior	(65)	23	(61)		(156)	
3050 -- Property Tax-Prior	570	2,320	369	2,400	278	2,500
3054 -- Supplemental Pty Tax-	8,076	8,727	9,202	8,800	5,924	9,200
3056 -- Supplemental Pty Tax-	238	61	(2)	100	(195)	100
Taxes	463,878	492,730	515,348	508,400	314,984	530,800
Fines, Forfeitures, and Penalties						
3057 -- PT-506 Int, 480 CIOS/	(82)	54	22.65		6	-
Fines, Forfeitures, and Penal	(82)	54	23	-	6	-
Use of Money and Property						
3380 -- Interest Income	13,091	15,397	6,477	13,000	2,400	10,000
3381 -- Unrealized Gain/Loss	7,168	6,112	(9,487)	(4,000)	(8,805)	-
Use of Money and Property	20,259	21,509	(3,009)	9,000	(6,405)	10,000
Intergovernmental Revenue-State						
4160 -- State Aid for Disaster	1,888					
4220 -- Homeowners Property	2,225	2,196	2,195	2,250	1,083	2,250
Intergovernmental Revenue-	4,113	2,196	2,195	2,250	1,083	2,250
Intergovernmental Revenue-Other						
4840 -- Other Governmental	13,730	14,817	15,142	15,000	8,520	16,000
4842 -- RDA Dissolution	3,129	1,369	1,371			
Intergovernmental Revenue-	16,859	16,186	16,513	15,000	8,520	16,000
Charges for Services						
4877 -- Other Special	604,118	622,319	634,110	675,932	385,627	700,000
Charges for Services	604,118	622,319	634,110	675,932	385,627	700,000
Miscellaneous Revenue						
5891 -- Refunds/Repayments	6,431	5,495	23,585		20,233	
5909 -- Other Miscellaneous	120,955	138,537	117,556	120,000	83,926	130,000
Miscellaneous Revenue	127,386	144,032	141,141	120,000	104,159	130,000
Revenues	1,236,531	1,299,026	1,306,321	1,330,582	807,974	1,389,050

Expenditures

Salaries and Employee Benefits						
6100 -- Regular Salaries	415,273	372,100	402,300	489,000	286,599	525,000
6210 -- Trustee Exp Reimb	8,000	8,600	8,900	10,000	6,000	10,000
6400 -- Retirement	140,042	129,841	153,981	173,595	96,801	186,000
6475 -- Retiree Medical OPEB	-	23,738	18,642	21,000	4,270	21,000
6500 -- FICA Contribution	26,204	23,533	25,421	30,318	18,205	32,550
6550 -- FICA/Medicare	6,128	5,504	5,945	7,580	4,258	8,500
6600 -- Health Insurance	131,509	130,733	139,476	149,000	93,833	150,000
6700 -- Unemployment Ins	1,830	1,181	1,081	2,500	786	2,250
6900 -- Workers	21,333	21,011	20,206	23,000	20,492	23,000
Salaries and Employee	750,319	716,240	775,952	905,993	531,244	958,300
Services and Supplies						
7030 -- Clothing and Personal	4,890	5,645	6,554	6,900	3,136	6,900
7050 -- Communications	5,133	5,455	5,920	6,800	4,061	6,800
7070 -- Household Supplies	2,646	2,808	3,069	3,200	1,488	3,200
7090 -- Insurance	16,162	16,619	17,076	19,000	18,836	20,000
7120 -- Equipment	2,441	6,442	8,343	7,300	2,482	11,230
7121 -- Operating Supplies	6,420	6,739	9,934	9,000	8,347	11,000
7124 -- IT Software	7,197	15,399	4,801	7,000	2,370	10,000
7200 -- Structure & Ground	395	6,901	1,587	6,000	1,236	13,000
7430 -- Memberships	14,868	15,242	14,711	18,000	16,063	18,000
7450 -- Office Expense	7,771	3,304	5,058	6,000	3,281	6,000
7460 -- Professional & Special	61,502	55,529	49,025	63,000	41,085	63,000
7508 -- Legal Fees	27,920	6,637	19,191	15,000	12,423	15,000
7546 -- Administrative	7,414	10,617	8,302	11,000	826	11,000
7650 -- Pesticides (Spcl Dept	72,644	78,783	55,066	82,000	56,101	82,000
7653 -- Training Fees &	1,329	2,895	3,344	6,000	457	6,000
7730 -- Transportation and	2,019	3,769	399	5,000	276	5,000

**MVMDSBC
Preliminary
Budget FY 22-23**

	Actual 6/30/19	Actual 6/30/2020	Actual 6/30/21	Budget FY 2021-22	Actual YTD FY 2021-22	Budget FY 2022-23
7731 -- Gasoline-Oil-Fuel	8,330	8,563	6,444	9,600	6,372	17,000
7760 -- Utilities	4,379	3,671	3,763	4,800	2,783	4,800
Services and Supplies	253,458	255,017	222,587	285,600	181,625	309,930
Capital Assets						
8200 -- Structures & Struct	-	-	-	10,000	-	26,000
8300 -- Equipment	-	-	33,750	60,000	-	85,000
Capital Assets	-	-	33,750	70,000	-	111,000
Expenditures	1,003,777	971,257	1,032,289	1,261,593	712,868	1,379,230
Transfers Out						
7901 Oper Transfer Out	41,050	-	-	16,819	17,000	16,820
7901 Oper Transfer Out -	-	16,950	-	-	-	-
7860 -- Contrib to other agenci	42,696	51,996	94,888	55,000	86,592	55,000
Total Transfers Out	83,746	68,946	94,888	71,819	103,592	71,820
Transfers In & Changes to Fund Balances						
9602 -- Receivables	1,937	-	4,412	-	-	-
9797 -- Unrealized Gains/losse	(213)	(6,112)	9,487	-	487	-
5911 -Transfer In (from fund	-	-	-	2,830	-	62,000
Total Transfers In & Change	1,724	-6,112	13,899	2,830	487	62,000
Total	150,731	252,711	193,043	0	-7,999	0

Balanced

RESOLUTION NO. 22-07

A RESOLUTION OF THE BOARD OF TRUSTEES OF THE MOSQUITO AND VECTOR MANAGEMENT DISTRICT OF SANTA BARBARA COUNTY AUTHORIZING CONTINUATION OF REMOTE TELECONFERENCE MEETINGS OF THE DISTRICT'S LEGISLATIVE BODIES PURSUANT TO GOVERNMENT CODE SECTION 54953(e)

WHEREAS, all meetings of the Board of Trustees, standing committees and other legislative bodies of the Mosquito and Vector Management District of Santa Barbara County are open and public, as required by the Ralph M. Brown Act (Cal. Gov. Code sections 54950 – 54963), so that any member of the public may attend, participate, and watch the District's legislative bodies conduct their business; and

WHEREAS, Government Code section 54953(e) makes provision for remote teleconferencing participation in meetings by members of a legislative body, without compliance with the requirements of Government Code section 54953(b)(3), subject to the existence of certain conditions; and

WHEREAS, a required condition for conducting meetings using teleconferencing under Government Code Section 54953(e) is that a state of emergency has been declared by the Governor pursuant to Government Code Section 8625; and

WHEREAS, it is further required as a condition for conducting meetings using teleconferencing under Government Code section 54953(e) that (i) state or local officials have imposed or recommended measures to promote social distancing, or (ii) meeting in person would present imminent risks to the health and safety of attendees; and

WHEREAS, the Board of Trustees adopted Resolution No. 21-07 on October 14, 2021, finding that the requisite conditions existed for the legislative bodies of the Mosquito and Vector Management District of Santa Barbara County to conduct remote teleconference meetings without compliance with Government Code section 54953(b)(3); and

WHEREAS, the Board of Trustees has adopted subsequent resolutions finding that the requisite conditions existed for the legislative bodies of the District to continue conducting remote teleconference meetings without compliance with Government Code section 54953(b)(3); and

WHEREAS, as a condition of further extending the use of the provisions found in Government Code section 54953(e), the Board of Trustees must find that (i) it has reconsidered the circumstances of the state of emergency, and (ii) any of the following circumstances exist:

- The state of emergency continues to directly impact the ability of the members to meet safely in person.
- State or local officials continue to impose or recommend measures to promote social distancing; and

WHEREAS, the state of emergency that was declared by Governor Newsom on March 4, 2020 due to COVID-19 remains active and in effect as of the date of this Resolution; and

WHEREAS, local officials continue to impose or recommend measures to promote social distancing, as set forth in the document issued on September 28, 2021 by the Santa Barbara County Health Department entitled "Health Officials AB 361 Social Distance Recommendation," which document remains in effect as of the date of this Resolution; and

WHEREAS, the Board of Trustees desires to set forth herein its findings that the legislative bodies of the District may continue to conduct their meetings without compliance with Government Code section 54953(b)(3), as authorized by Government Code section 54953(e).

NOW, THEREFORE, THE BOARD OF TRUSTEES OF THE MOSQUITO AND VECTOR MANAGEMENT DISTRICT OF SANTA BARBARA COUNTY DOES HEREBY RESOLVE AS FOLLOWS:

Section 1. Recitals. The Recitals set forth above are true and correct and are incorporated into this Resolution by this reference.

Section 2. Findings. The Board of Trustees hereby finds that (i) it has reconsidered the circumstances of the state of emergency declared by Governor Newsom on March 4, 2020 and has determined that such state of emergency remains active, (ii) local officials continue to impose or recommend measures to promote social distancing, and (iii) the legislative bodies of the District are authorized to continue conducting meetings using teleconferencing under Government Code section 54953(e).

Section 3. Remote Teleconference Meetings. The General Manager and legislative bodies of the District are hereby authorized and directed to take all actions necessary to carry out the intent and purpose of this Resolution including, continuing to conduct open and public meetings in accordance with Government Code section 54953(e) and other applicable provisions of the Brown Act.

Section 4. Effective Date of Resolution. This Resolution shall take effect immediately upon its adoption and shall expire thirty (30) days thereafter, unless, on or before that date and every thirty (30) days thereafter, the Board of Trustees adopts a subsequent resolution setting forth the findings required by Government Code section 54953(e)(3) to extend the time during which the legislative bodies of the District may continue to teleconference without compliance with Government Code section 54953(b)(3).

PASSED AND ADOPTED by the Board of Trustees of MOSQUITO AND VECTOR MANAGEMENT DISTRICT OF SANTA BARBARA COUNTY, this 14th day of April, 2022, by the following vote:

AYES:

NOES:

ABSENT:

ABSTAIN:

Teri Jory
Board President

Robert Williams
Board Secretary

MOSQUITO AND VECTOR MANAGEMENT DISTRICT OF SANTA BARBARA COUNTY
GIS SUPPORT SERVICES

March 29, 2022



Submitted to:

Brian Cabrera
General Manager
Mosquito and Vector Management District of
Santa Barbara County
P.O. Box 1389
2450 Lillie Ave, Summerland CA 93067

Submitted by:

ZWORLD GIS
27 West Anapamu Street Suite #191
Santa Barbara, CA 93101
Tel 805.448.1726
info@zworldgis.com

March 29, 2022

Mosquito & Vector Management District
County of Santa Barbara
P.O. Box 1389
2450 Lillie Ave., Summerland, CA 93067

Re: GIS SUPPORT SERVICES


ZWORLD GIS is honored to provide a solution for the District's need for ongoing GIS Support. The attached submittal contains details on the GIS Support Services we provide and the particular approach we have designed for the District's GIS Program. The Mosquito & Vector Management District having developed GIS data within its various operations identifies the need for ongoing GIS Support Services for all District Mapping/GIS needs.

The Mosquito & Vector Management District has identified the need to develop and maintain GIS data in support of the various operations within the District. These tasks include: creating, developing and populating new GIS data based on field inspections and pesticide deployment tracking, and also GIS data support for the District GIS Esri web application. ZWORLD GIS will provide essential GIS support services for the District that fulfill core functions and tasks that provide support for the District GIS data and applications.

ZWORLD GIS has proposed staff supplement services that provide a solution that addresses the immediate tasks of the District, while providing a solution for on-going support for maintenance of the GIS data and applications that provide the District with business GIS data that is updated and reliable for operational use. The fixed cost of the proposed contract services and not to exceed is \$15,000 for the annual on-going support of the District GIS.

Thank you for the opportunity to provide you with this proposal. ZWORLD GIS would welcome any opportunity to meet with District officials to discuss any District specific questions related to this proposal. We understand the importance of this project to the District and the local community. We look forward to talking with you at your convenience.

Sincerely,



Zacharias Hunt, MPA
Project Manager
ZWORLD GIS



Table of Contents

About ZWORLD GIS..... 2

Background 3

Scope of Work..... 5

Service Tasks..... 5

Cost and Schedule..... 7

Project Team..... 8

References..... 10

About ZWORLD GIS



GEOSPATIAL INFORMATION SYSTEMS

- Mapping**
- Needs Assessment & Strategic Planning**
- GIS Data Development**
- GIS Training**
- GIS Database Design & Development**
- GIS Application Development**
- Systems Integration**
- Project Management**
- Staff Supplement**
- Emergency Preparedness**

"Zacharias is highly expertised in GIS, but never ceases the exploration of new techniques and applications. He's got that rare capability to take control of the details while remaining flexible and creative, and always with the customer foremost in mind." - Lauren Moore, County of Santa Barbara

As a one of the leading service providers of geospatial data products and services in the Santa Barbara/Ventura region, we are cognizant of the crucial role that such information and technology plays in key decisions at all levels of government. ZWORLD GIS is committed to the highest quality and technical standards in this industry, and to supplying decision makers with reliable, accurate information that empowers decision making. This commitment is what sets ZWORLD GIS above others in the industry.

Our goal has been to combine cutting-edge technology with a team of key technical personnel with impressive career achievements and extensive experience in the field of Geospatial Technology and Mapping. ZWORLD GIS will be utilizing the latest approaches and best practices developed in the industry. ZWORLD GIS draws upon the 25 years of experience deploying GIS services, which included developing a GIS Strategic Plan for the County of Santa Barbara as well as the Channel Islands Regional Geographic Information System Collaborative. Being familiar with asset management, mobile field applications, engineering and design processes, legal policies and procedures, and GIS solutions, ZWORLD GIS is uniquely qualified to produce GIS data that is realistic and will assist with achieving business success for the Mosquito & Vector Management District.

ZWORLD GIS is a GIS consulting business located in Santa Barbara, California. We provide GIS services and solutions to both private and public organizations. ZWORLD GIS is an Environmental Systems Research Institute, Inc. (ESRI) centered business utilizing the ESRI suite of desktop, database, web, mobile and cloud product solutions and integration strategies related to geospatial data. We support small business needs of basic GIS data development, analyses, and cartographic needs, as well as large scale organizations that require enterprise advanced solutions to capture, store and disseminate information through a variety of application types and portals. With over 19 years of experience in the geospatial technology industry, ZWORLD GIS understands today's business needs within local government and municipalities. Whether the focus is on infrastructure and utility management, planning and land use, law enforcement, environmental and natural resource, emergency preparedness, or public safety, ZWORLD GIS has the experience and resources to meet your challenges with cost effective and scalable GIS solutions.

Background

The Mosquito and Vector Management District and its predecessors have provided mosquito control in the Carpinteria Valley since 1936 and in the Goleta Valley since 1959. In 1993, the District became a full service vector management district that now provides the entire range of vector management services. The District annexed the remaining unincorporated portions of Santa Barbara County in 2002 and the City of Santa Barbara in 2004.



MOSQUITO AND VECTOR MANAGEMENT DISTRICT

Incorporation Date: 1936

Jurisdiction Size: .Countywide

DISTRICT PROGRAMS

The three District Departments include:

[Administration](#)

[Operations](#)

[District Board Members](#)

The District is governed by an eight member Board of Trustees; three trustees are appointed by the City Councils located within the benefit assessment areas—Goleta, Santa Barbara, and Carpinteria—and five trustees are appointed by the County of Santa Barbara's Board of Supervisors.

Formerly named the Santa Barbara Coastal Vector Control District, the Mosquito and Vector Management District of Santa Barbara County is a local government agency whose mission is to protect the public's health and safety from vectors and vector-borne diseases. The Mosquito & Vector Management District is an independent local government agency called a Special District. Special districts are NOT county, city, state, or federal government departments, but are community based local government agencies. The Mosquito & Vector Management District is a tax supported agency and is governed by a Board of Trustees who are also residents of the District.

District Services

- Can inspect your property for rats and mice free of charge and give specific control recommendations.
 - Control of nuisance and disease-carrying mosquitoes on public and private land including creeks, flood control basins, and wetlands.
 - Provide free Mosquito Fish for your ornamental garden pond or animal watering trough.
 - Provide a list of beekeepers that will remove bees alive, without destroying the colony.
 - Provide information on bee-proofing your house and yard to prevent bees from taking up residence on your property.
 - Conducts surveillance for vector-borne diseases including West Nile Virus, Encephalitis, Hantavirus, Arenavirus, Lyme Disease, and Bubonic Plague.
 - Identification of insects that are of public health concern.
- Is available as a source of information on vectors and vector control issues. The District maintains a public information website and over 30 different public information brochures regarding vectors and vectorborne diseases of local interest.



Vector Surveillance

Our staff regularly inspects for mosquitoes in stagnant water in catch basins, vaults, drains, wastewater treatment plants, under buildings, in horse and cattle troughs, pools, ponds, gutters, flood control basins, flower pots, tree holes, abandoned tires, creeks, marshes and estuaries. To catch adult mosquitoes, we use:

BG Sentinel Traps
New Jersey Light Traps
Reiter Gravid Traps
Carbon Dioxide Traps
Disease Monitoring

Three types of pathogenic mosquito-borne encephalitis occur in California: Western equine encephalomyelitis, St. Louis encephalitis, and West Nile virus. These viruses are carried by birds and transferred to horses or humans through infected mosquitoes.

Because there are no specific treatments or vaccines for the three diseases, we monitor flocks of sentinel chickens and collect mosquitoes to detect these viruses.

Scope of Work – Mapping/GIS Services

GIS Data Development

This task will entail generating new GIS data from past databases for past calls and incidents on an internal Web Map. ZWORLD GIS is experienced with the necessary techniques needed to adequately capture the new GIS data and successfully create corresponding attribute (tabular) information. Either importing the scanned document and georeferencing for a digitizing process or projecting the correct vector data, ZWORLD GIS will create the new GIS format data, making it ready for applications and maps.

ZWORLD GIS can also generate new GIS data from using other source resources. If aerial imagery meets the agencies positional requirements, then structures that are photo-identifiable can be digitized. Survey documents that contain Coordinate Geometry (COGO) information, such as distance and bearings of pipes, can be used to develop the vector GIS data. Tabular data that contains X,Y values such as northing and eastings, or longitude and latitude can be used to position GIS data. GIS data can also be created using a GPS device, occupying the location of the asset in the field.

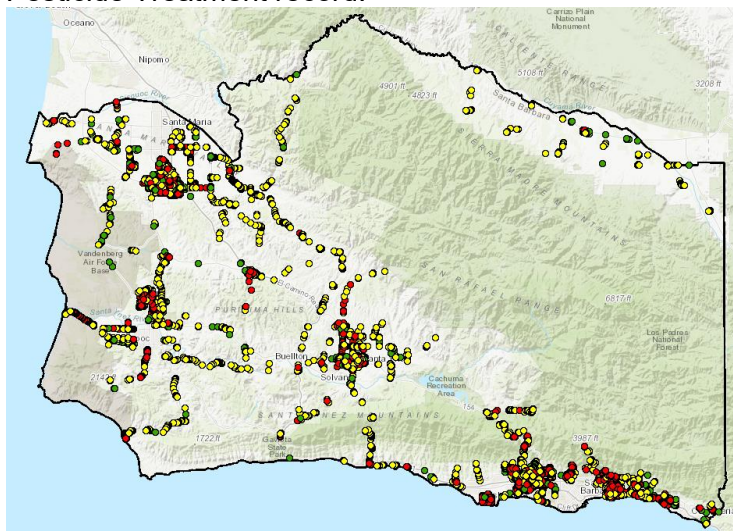
GIS Data Maintenance

This task will focus on maintaining the GIS data once it has been created and where GIS data needs to be updated based on operational changes. This task ensures that the data is kept current and provides the most up to date information is available to staff and application users. ZWORLD GIS will become the data steward of the District GIS data maintaining both new assets and modifying existing features. ZWORLD GIS will be working closely with District staff to perform the required edits to features and attributes.

GIS Application Support

This task will provide an internal Web Map for staff to track and analysis previous site data, public calls and past incidents. An additional Web Map for the Public can be developed and, limited data just for public need can be shown.

Additionally, a field application can be developed for field staff to use and document the Pesticide Treatment record.






Mosquito and Vector Management District
of Santa Barbara County
Pesticide Treatment Record

HABITAT No.: _____ SECTION: _____

APPLICATION AREA DIAGRAM:

N ↑



SOURCE AREA: _____
 Location: _____ Habitat: _____
 Specific area treated indicated above: _____ Size of area treated: _____

TARGET PEST:
 Mosquitoes Black Flies Bees Wasps Flies Other _____

ENVIRONMENTAL CONDITIONS:
 Wind speed _____ Temperature _____ Weather _____ Other _____

APPLICATION EQUIPMENT TYPE:
 Backpack Sprayer Granulator Handcan Hornseeder Other _____

PESTICIDES:
 Material _____ Formulation: _____
 EPA Reg. No.: _____ Dosage Rate: _____
 Cost of Material: _____ Total Amount Applied: _____

APPLICATOR(S):
 Name: _____ Amount applied: _____
 Name: _____ Amount applied: _____

DATE: _____ TIME OF DAY APPLICATION MADE: _____

Form PTR-3 (revised 12/15)

Mapping Support

ZWORLD GIS can assist with providing custom mapping and cartographic images for:

- Staff Reports
- Publications & Documents
- Project Plans
- Operational meetings
- Public Sessions & Media Presentation

Cost and Schedule

It is proposed that the services involved in the scope of work be conducted by ZWORLD GIS staff as shown on the following page. ZWORLD GIS will be the primary contractor for the proposed scope of work. Deliverables from GIS Professional Services is proposed at an annual cost and not to exceed \$15,000, and all work under this proposal would be invoiced monthly. Services could be started immediately.

Mosquito & Vector Management District– GIS Support Services

Annual GIS Support Cost: \$15,000

Total GIS Support

\$15,000

Project Team

Zacharias Hunt
Project Manager



Overview

Mr. Hunt is the founding principal of ZWORLD GIS. He has been working in the GIS/Mapping and local government industry since 1999 and holds a Master's degree in Public Administration as well as a Bachelor Degree in Geography. Mr. Hunt also has certification in the use of Global Positioning Systems (GPS) from Ventura College, California. Mr. Hunt has been involved in all aspects of deploying GIS for local government special districts. As the Geographic Information Officer (GIO) for Santa Barbara County, Mr. Hunt managed all aspects of a County Enterprise GIS program which included: developed and implemented a County GIS Strategic Plan; managed GIS web based applications for both internal County staff as well as the public; implemented GIS policy and standards; participated in annual budgeting and procurement process for GIS; developed sustainable GIS revenue opportunities; recruited and trained GIS staff; managed the County GIS Internship program; and coordinated GIS based systems for the County Office of Emergency Services (OES). Mr. Hunt also participates with the Channel Island Regional GIS Collaborative, and served as President from 2010-2016.

Education & Qualifications

- Masters of Science Degree – Public Administration, California State University of Northridge, 2011
- Bachelor of Arts Degree – Geography, University of California, Santa Barbara, 1999

Career Experience

Owner, ZWORLD GIS
June 2011 – Present

CIRGIS President, CIRGIS Collaborative
Mar. 2010 – Jan. 2016

Geographic Information Officer (GIO), Santa Barbara County, CA
Feb. 2007 – June 2011

Public Works GIS Supervisor, Santa Barbara County, CA
Aug.2004 – Feb. 2007

Lead GIS Analyst, Nellis Air Force Base (USAFE Geobase)
Feb. 2004 – Aug. 2004

Public Works GIS Analyst, Santa Barbara County, CA
Apr. 2000

QUICK FACTS

Previously Managed Projects:

CHANNEL ISLANDS BEACH COMMUNITY SERVICES DISTRICT

Created & upgraded the GIS data for the District Water system which included:

- * Water Pipe Mains / Laterals
- * Water Meters
- * System Valves
- * Fire Hydrants
- * Pressure Zones

VENTURA RIVER WATER DISTRICT

Created & upgraded the GIS data for the District Water system which included:

- * Water Pipe Mains / Laterals
- * Water Meters
- * System Valves
- * Fire Hydrants
- * Pressure Zones

MONTECITO WATER DISTRICT

Created & upgraded the GIS data for the District Water system which included:

- * Water Pipe Mains / Laterals
- * System Valves
- * Fire Hydrants
- * Pressure Zones

CITY OF SOLVANG

Developed new City Water GIS system which included:

- * Water Pipe Mains / Laterals
- * System Valves
- * Fire Hydrants
- * Pressure Zones

Project Team

Gavin Leavitt
GIS Analyst



Overview

Mr. Leavitt is the lead GIS Analyst of ZWORLD GIS. He has been working in the Geospatial Science Industry and assisting with local government agencies since 2015 and holds a Bachelor of Science degree in Marine Sciences and a Master of Science Degree in Applied Marine Science from California State University, Monterey Bay. Mr. Leavitt also has obtained certifications in the use of Esri GIS Desktop software, and is qualified on mapping grade GPS collection processes in the field. Mr. Leavitt is also a UAV Operator with a Part 107 Certified Remote Commercial Pilot license. Mr. Leavitt has been involved in the many aspects of mapping and data development of GIS for local government and special district agencies. As the Geospatial Information Systems Analyst for ZWORLD GIS, Mr. Leavitt provides core functions of a GIS data development project which can include developing a technical strategy for data creation; development of GIS data with advanced digitization techniques; create accurate and reliable data from field collection using GPS equipment; integrate GIS data into various third party databases systems; and produce final data reports describing technique, statistical analysis, and metadata documentation. Mr. Leavitt also assists in supporting Web Map applications for agencies that need a common tool to use for all staff. Mr. Leavitt enables agencies by preparing custom training guides for on-site training sessions so staff become more aware of the functionality of the GIS Web Map application deployed by their organization, as well as maintaining core base data for each application to ensure that the GIS is kept relevant and reliable.

Education & Qualifications

- Masters of Science Degree – Applied Marine Science, California State University, Monterey Bay, 2017
- Bachelor of Science Degree – Marine Sciences, California State University, Monterey Bay, 2015
- UAV Operator – Part 107 Certified Remote Commercial Pilot License

Career Experience

GIS Analyst, ZWORLD GIS
December 2020 – Present

GIS Technician, City of Salinas
January 2017 – July 2020

Research Assistant, Monterey Bay Aquarium Research Institute
June 2016 – November 2016

QUICK FACTS

Recent Projects:

CITY OF SALINAS

Handled city employee, contractor, and public requests for spatial data, maps, and web applications using a variety of formats. Built out the City Sanitary Sewer and Storm Drain system GIS datasets using historic engineering plans. Built City Sewer Utility Network for ArcMap.

Published ArcGIS for Server:

- * WFS
- * WMS
- * Geoprocessing Services
- * Feature Services

GOLETA STORM DRAIN GIS

Developed advanced GIS data for the City of Goleta Storm Drain system which included creating system GIS layers from field GPS collection and as-built research.

- * Inlets
- * Outlets
- * Maintenance Holes
- * Surface Drainage
- * Underground Drainage

CHANNEL ISLANDS BEACH COMMUNITY SERVICES DISTRICT

Created & upgraded the GIS data for the District Water system which included:

- * Water Pipe Mains / Laterals
- * Water Meters
- * System Valves
- * Fire Hydrants
- * Pressure Zones

References

City of Solvang, California



Company Address: 411 Second Street, Solvang CA 93463
Contact Phone: 805.688.5575
Contact Person: Matthew van der Linden
Date: 2011-Current

Goleta Sanitary District, California



Company Address: 1 Moffett Place, Goleta, CA 93117
Contact Phone: 805.967.4519
Contact Person: Luis Asorga
Date: 2015-Current

City of Goleta, California



Company Address: 130 Cremona Drive, Goleta, CA 93117
Contact Phone: 805.961.7561
Contact Person: Andrea Dransfield
Date: 2013-Current

Montecito Water District, California



Company Address: 583 San Ysidro Road, Montecito, CA 93108
Contact Phone: 805.969.2271
Contact Person: Adam Kanold
Date: 2013-Current

City of Carpinteria, California



Company Address: 5775 Carpinteria Avenue, Carpinteria, CA 93013
Contact Phone: 805.755.4441
Contact Person: Matt Maechler
Date: 2015-Current

MAS Public Safety, California



Company Address: 14 Castilian Ct. Thousand Oaks, CA 91320
Contact Phone: 805.479.8365
Contact Person: Melvin Smith
Date: 2014-Current

County of Santa Barbara, Public Works Department – Transportation Division



Company Address: 123 East Anapamu Street, Santa Barbara, CA 93101
Contact Phone: 805.896.6296
Contact Person: Kurt Klucher
Date: 2011-Current

From: [Mack, Chrissy](#)
Subject: VCJPA: Nominations for San Joaquin Valley & Southern California Representatives on VCJPA Board-Due 4/29/22
Date: Tuesday, April 5, 2022 12:06:50 PM

Good Afternoon San Joaquin Valley and Southern California Member Districts,

The term for the trustee representing the San Joaquin Valley and Southern California Regions on the VCJPA Board of Directors expires June 30, 2022. The trustee representative serves a term of two-years and there are no term limits. This position is currently being held by VCJPA President, Bruce Taylor, Trustee for Consolidated MAD. Per the VCJPA Bylaws, any district in the San Joaquin Valley region or Southern California region may nominate a trustee to serve in this position. As a reminder, the VCJPA Board meets four times per year. One meeting is held in conjunction with the Annual Workshop in February/March and meetings are held in April, June, and November in Sacramento.

Please send nominations by Friday, April 29, 2022. Nominations should include a brief biography of each nominee. If more than one nomination is received, election ballots will be sent to each district for a vote, and the results of the election will be announced at the June 14, 2022 Board of Directors meeting.

For your information, I will be sending a solicitation for nominations to all districts for the alternate trustee representative position which also expires June 30, 2022. That position is currently being held by Kristi Lawrence, Trustee for Fresno MVCD.

For a list of the current VCJPA Board of Directors, please visit the VCJPA website [contact page](#).

Please contact me should you have any questions.

Regards,
Chrissy

Chrissy Mack, ARM | Director, Program Administration

Sedgwick

Self-Insurance Pooling Division

Sacramento, CA

DIRECT 916.244.1177 | CELL 916.997.2068

EMAIL chrissy.mack@sedgwick.com

www.sedgwick.com | Caring counts®

From: [Mack, Chrissy](#)
Subject: VCJPA: Alternate Trustee Board Representative Nominations Due 4/29/2022
Date: Tuesday, April 5, 2022 12:18:48 PM

Good Afternoon Member Districts,

The VCJPA Board of Directors includes a position for an alternate trustee representative who represents all regions and votes in the absence of one of the trustee representatives. The current alternate trustee representative is Kristi Lawrence, Trustee for Fresno MVCD, and her term expires June 30, 2022. The alternate trustee representative serves a term of two-years and there are no term limits. As a reminder, the VCJPA Board meets four times per year. One meeting is held in conjunction with the Annual Workshop in February/March and meetings are held in April, June, and November in Sacramento.

Per the VCJPA Bylaws, we are seeking nominations for this position, and any member district may submit a nomination. Please send nominations to my attention and include a brief biography of each nominee no later than Friday, April 29, 2022. If more than one person is nominated for the position, election ballots will be emailed to each district for a vote. The results of the election will be announced at the June 14, 2022, Board of Directors meeting.

A list of the current Board of Directors can be accessed [here](#).

Please let me know if you have any questions.

Regards,
Chrissy

Chrissy Mack, ARM | Director, Program Administration

Sedgwick

Self-Insurance Pooling Division

Sacramento, CA

DIRECT 916.244.1177 | CELL 916.997.2068

EMAIL chrissy.mack@sedgwick.com

www.sedgwick.com | Caring counts®



VECTOR CONTROL JOINT POWERS AGENCY

Board of Directors

Officers and Area and Trustee Representatives

Wes Maffei

TREASURER AND COASTAL REGION - REPRESENTATIVE

Napa County MAD

Phil Smith

COASTAL REGION - ALTERNATE

Marin-Sonoma MVCD

Andy Cox

SACRAMENTO VALLEY REGION - REPRESENTATIVE

Tehama County MVCD

Rick Dougherty

SACRAMENTO VALLEY REGION - ALTERNATE

Burney Basin MAD

David Heft

SAN JOAQUIN VALLEY REGION - REPRESENTATIVE

Turlock MAD

Steve Mulligan

SAN JOAQUIN VALLEY REGION - ALTERNATE

Consolidated MAD

Rick Howard

2ND VICE PRESIDENT AND SOUTHERN CALIFORNIA REGION - REPRESENTATIVE

Orange County MVCD

Jeremy Wittie

SOUTHERN CALIFORNIA REGION - ALTERNATE

Coachella Valley MVCD

Tamara Davis

1ST VICE PRESIDENT AND COASTAL AND SACRAMENTO VALLEY REGIONS - TRUSTEE REPRESENTATIVE

Marin-Sonoma MVCD

Bruce Taylor

PRESIDENT AND SAN JOAQUIN VALLEY AND SOUTHERN CALIFORNIA REGIONS - TRUSTEE REPRESENTATIVE

Consolidated MAD

Kristi Lawrence

ALL REGIONS - ALTERNATE TRUSTEE REPRESENTATIVE

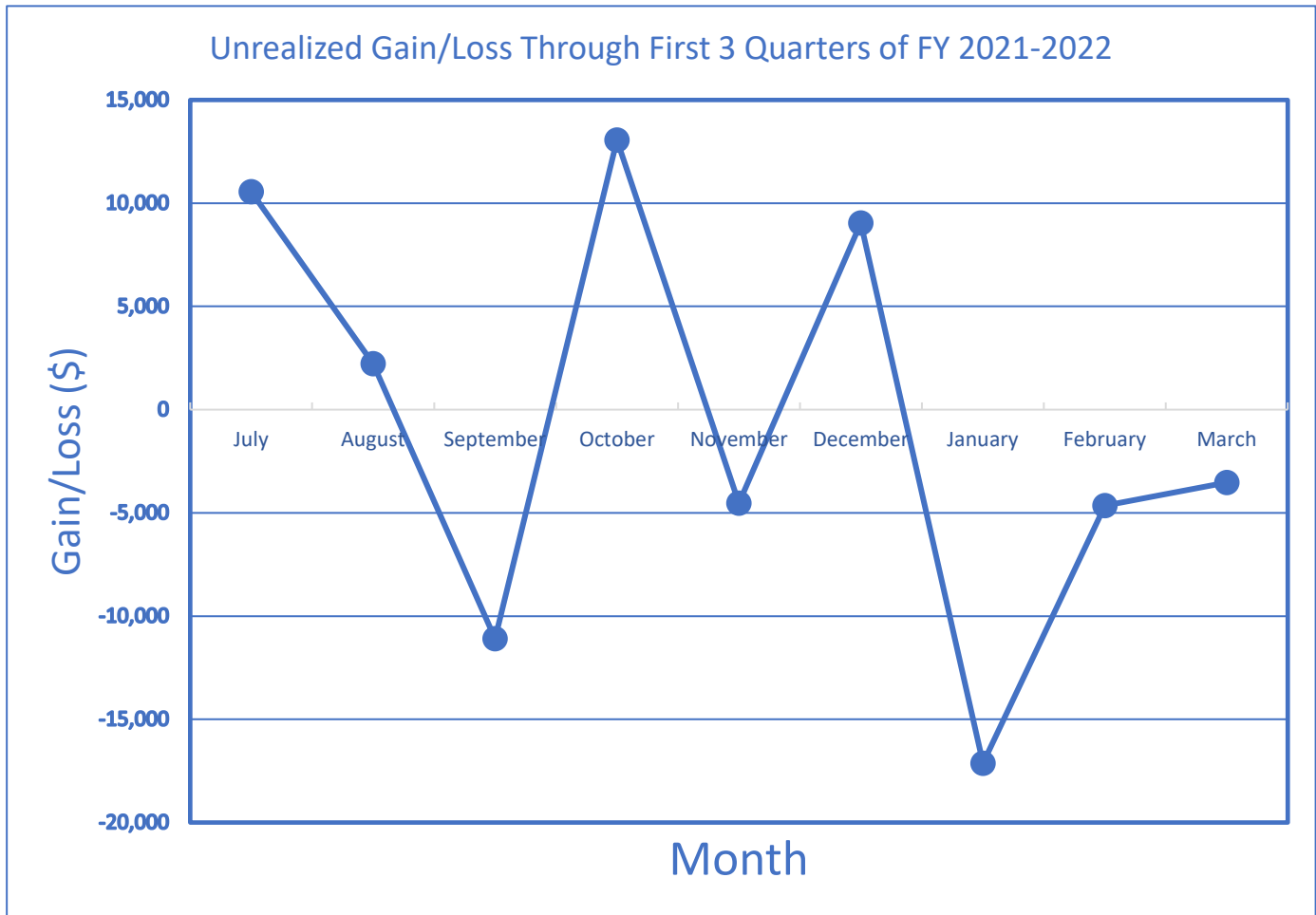
Fresno MVCD

OPEB-CERBT

Beginning Balance on July 1, 2021	Current Balance as of April 7, 2022
\$542,293.99	\$565,448.40

OPEB-CERBT Transaction History July 1, 2021 - March 31, 2022				
Admin Expense	Contributions	Investment Expense	Unrealized Gain/Loss	Total
\$ (209.62)	\$ 41,166.00	\$ (153.31)	\$ (6,067.28)	\$34,735.79

OPEB-CERBT Performance from JULY 2021 through MARCH 2022										
July	August	September	October	November	December	January	February	March		Total as of 3/31/22
\$10,552.38	\$2,220.34	-\$11,096.37	\$13,060.38	-\$4,536.56	\$9,040.07	-\$17,126.93	-\$4,654.20	-\$3,526.39		-\$6,067.28

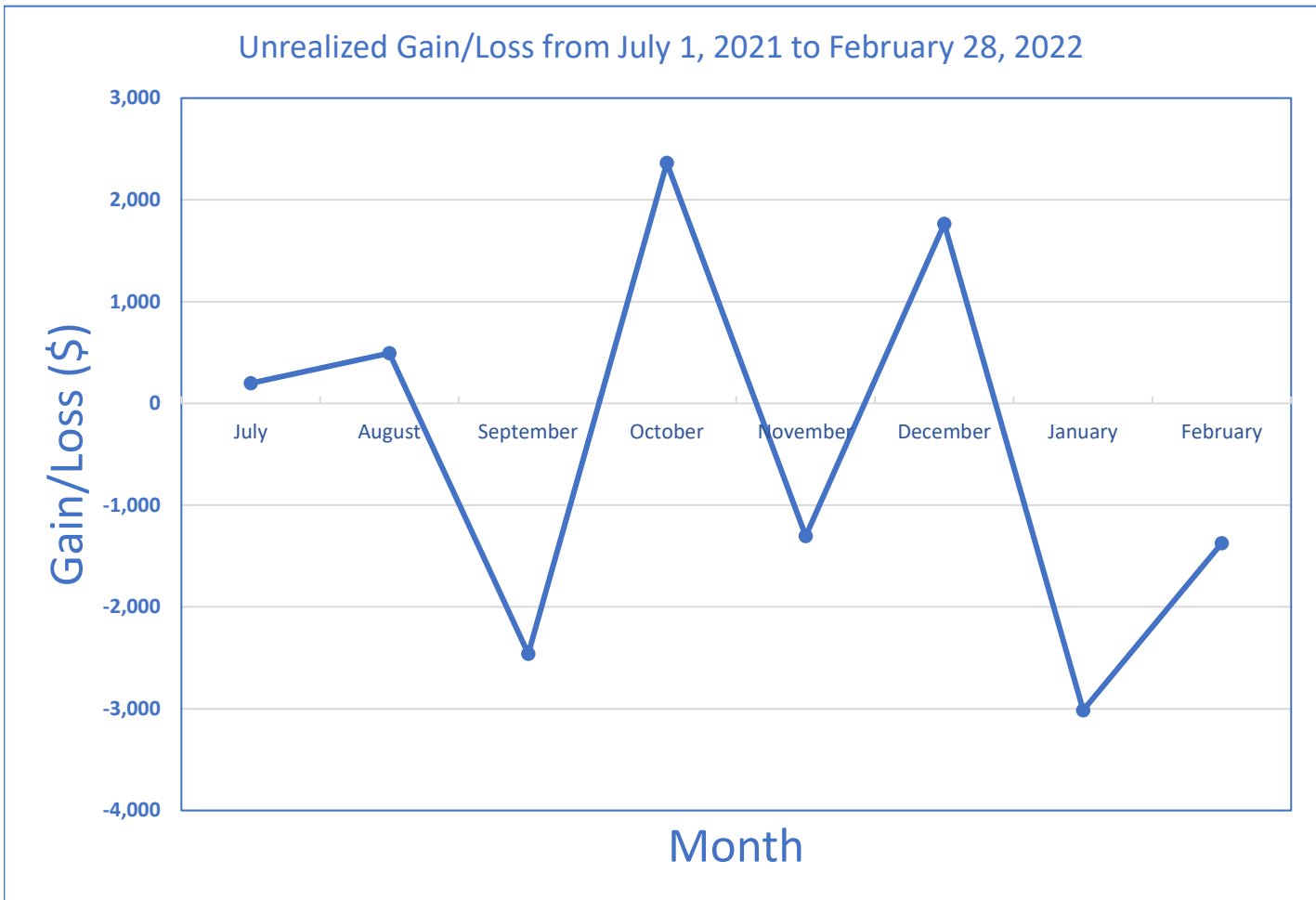


PARS

Beginning Balance on July 1, 2021	Current Balance as of April 7, 2022
\$40,931.91	\$87,776.06

PARS Transaction History July 1, 2021 - February 28, 2022			
Contributions	Expenses	Unrealized Gain/Loss	Total
\$ 90,000.00	\$ (301.94)	\$ (3,295.34)	\$ 86,402.72

PARS Performance from July 2021 through February 2022								
July	August	September	October	November	December	January	February	Total as of 2/28/22
\$198.54	\$493.72	-\$2,460.51	\$2,363.62	-\$1,304.33	\$1,763.02	-\$3,015.19	-\$1,373.34	-\$3,334.47



Sample page from the newspaper insert for the Santa Clara Vector Control District

Invasive Mosquito Migration

BY JENNIE XUE

Protect yourself from disease-carrying mosquitoes

The County of Santa Clara Vector Control District, educates the public on the impending threat of invasive mosquitoes migrating toward Santa Clara County.

Currently, the invasive threat consists of three *Aedes* mosquito species: the yellow fever mosquito, the Asian tiger mosquito and the Australian backyard mosquito. What makes these mosquitoes particularly troublesome is their preference for humans and their feeding schedules. Unlike most native California mosquitoes that feed at night, these invasive species are aggressive daytime biters.

Because these mosquitoes prefer human blood over other animals', they will go to great lengths to follow people indoors to get a blood meal.

"The sooner the district knows that these invasive mosquitoes have arrived in our county, the better chance we have of eradicating them," said Nayer Zahiri, District Manager.

With the right preventive actions from the county, in collaboration with community members, there's a strong chance of preventing new mosquito species from settling in Santa Clara County and propagating fatal diseases like dengue, yellow fever, chikungunya and Zika in humans or heartworm in dogs and cats.

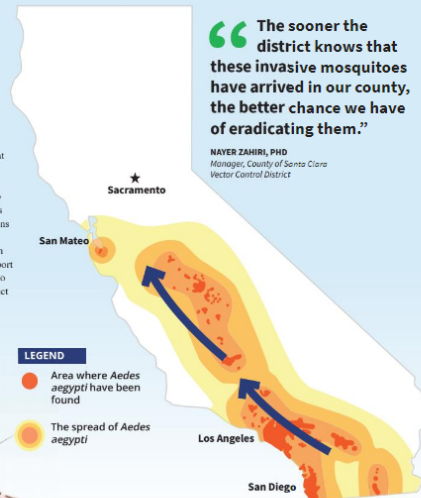
"The first known local transmission of disease was seen in the transmission of Zika virus in Miami, Florida in 2016. None of those *Aedes* mosquitoes have transmitted the disease to people in California, but the Vector Control District has a plan in case it happens," said Ebrahim, MSPH, PH.D., Assistant Manager.

Vector identification is essential when it comes to combating invasive mosquitoes. These "mosquitoes are black with some white stripes or bands on their legs and abdomens," Ebrahim said. "Their larvae can breed in tiny amounts of water, such as in water caps, and all *Aedes* are aggressive biters especially during the day," he added.

They lay eggs in moist soil or plant materials. These eggs can withstand harsh and dry conditions for months waiting for a small amount of water to hatch. Once hatched, it takes them less than a week in warm summer conditions to emerge as adults.

Because *Aedes* are a threat to human health, "Residents are encouraged to report any suspicious behavior of mosquitoes to their Vector Control District. We'll collect samples and identify them," Ebrahim reassured the public that the county is vigilant in combating vector invasion.

Northern Migration of the *Aedes aegypti*



"The sooner the district knows that these invasive mosquitoes have arrived in our county, the better chance we have of eradicating them."

NAYER ZAHIRI, PHD
Manager, County of Santa Clara
Vector Control District

LEGEND

- Area where *Aedes aegypti* have been found
- The spread of *Aedes aegypti*



Pest Protection

BY THEA MARIE ROOD

The three ways County of Santa Clara Vector Control District keeps residents safe



BIOLOGICAL CONTROL

Biological control includes mosquitofish, which are natural predators of mosquito larvae and can be placed in standing water, such as backyard water gardens, ornamental ponds or pools that aren't being used. The district will deliver mosquitofish to residents free of charge.

"The Vector Control District strives to follow an integrated pest management strategy," said Hector Cardenas, Operations Supervisor for the district. "The purpose of this strategy is to control public health pests and vectors with environmentally friendly approaches."

"The public can also help by reducing the amount of standing water on their property by dumping and draining containers that collect water," Cardenas added.



SURVEILLANCE

Surveillance by district officials is also ongoing and focused on mosquitoes, ticks and rodent-borne diseases.

Additionally, the district detects the presence of vector-borne diseases like plague, West Nile virus, rabies, and Lyme disease, through ongoing surveillance and testing.

"We have a dedicated team ... and they are constantly monitoring Santa Clara County for any potential or emerging diseases," Cardenas said. "Residents are always encouraged to report any issues they see concerning mosquito breeding — standing water and neglected pools — or any dead birds found in the local area which could indicate West Nile virus," said Noor Tietze, PhD, District Science Technology Services Manager.



EDUCATION & OUTREACH

The district's education and outreach programs are both informative and engaging, and can be found across various media.

In general, these campaigns teach the public to be proactive and to protect their properties, their pets and themselves from pests and vectors. "For example, we recommend residents install tight-fitting screens on their windows and doors to prevent mosquitoes entering the home," said Cardenas.

"The district also offers K-12 school presentations and can bring educational booths or lecturers to community events or gatherings. "We have hands-on activities for kids, as well as educational materials," said Beverly Perez, Community Resources Specialist for the district. "It's all at no charge. People can schedule a presentation or educational booth through our website's Community Outreach page."

7 Ways to Mosquito Proof Your Home

- Drain water** on a weekly basis from flower pots, buckets and toys that are left in the backyard.
- Find and fix leaking pipes, hoses or sprinkler heads** immediately.
- Repair cracks and tears in door and window screens**, so mosquitoes can't sneak in.
- Avoid over-watering** the lawn or plants as the excess water is a breeding source for mosquitoes.
- Always keep rain barrels and cisterns covered**, as standing water invites mosquitoes.
- Add mosquitofish to water gardens and ponds** to reduce mosquito breeding.
- Remove all small containers** such as plant saucers, tires, buckets, cans, flower vases and birdbaths.

Deterrence Outdoors

- Mosquito Bite Prevention**
 - Wear long sleeves, pants and light-colored clothing
 - Apply insect repellent approved by the U.S. EPA to exposed skin
 - Take extra precaution at dawn and dusk, when mosquitoes are most active
- Tick Prevention**
 - Apply a tick repellent approved by the U.S. EPA to exposed skin
 - Wear light-colored clothing (which makes spotting ticks easier)
 - Wear long pants, long sleeves, long socks and closed-toe shoes
 - Stay in the center of trails
 - Avoid grassy areas, logs, tree trunks and fallen branches
 - Periodically check yourself and your pets for ticks
 - When you return home, tumble dry clothes on high heat for 10 minutes (which will kill ticks)
 - Shower within two hours of leaving a tick habitat
 - Properly and promptly remove any attached ticks from yourself or your pets

General Manager's Report for March 2022

1. BC represented California Mosquito Districts in a 20-minute Zoom meeting, hosted by MVCAC, with CA State Assembly member Steve Bennett to request funding for vegetation management and drainage improvement projects to enhance mosquito abatement on CA Dept. of Fish & Wildlife wetlands. 3/1.
2. BC attended the monthly Santa Barbara County Office of Emergency Managers meeting. 3/2.
3. VI attended the National Park Service webinars, "Pesticides and Pollinators – Understanding the Risk" and "Assessing the Knowledge, Attitude and Practice of NPS Employees and the Risk of Exposure to Chagas' Disease Vectors". 3/3 and 3/7.
4. BC met online with SLO County Environmental Health Dept. to discuss mosquito trapping for the next 6 months. 3/8.
5. KS and RS inspected trees and found tree hole mosquito larvae at three campgrounds on Paradise Rd. in the Los Padres National Forest. They also collected ticks from the Snyder Trail located near the Ranger Station. 3/8.
6. Four thousand five hundred and seventy-four dollars (\$4,574) were deposited into CERBT on 3/8.
7. BC attended a continuing education webinar on "Integrated Pest Management for Pigeons". 3/10.
8. VI and DC attended the New Orleans Mosquito, Termite and Rodent Control Board webinar, "Importance of Rodent Management". 3/10.
9. VI, KS and BC attended an online tutorial with SLO County Environmental Health Dept. to review their online mosquito surveillance database program." 3/15.
10. KS, VI, RS, BC attended a webinar sponsored by VCJPA on "Personal Safety in the Field" (re: conflicts and confrontations with the public). 3/15.
11. BC attended the Southern Calif. Region District Managers quarterly meeting. 3/15.
12. VI attended a continuing education webinar, "IPM for Mosquito Control". 3/22.
13. VI attended a Valent BioScience webinar on, "Global Resistance Management". 3/24.
14. VI and BC attended a U.S. Environmental Protection Agency webinar on Bed Bugs. 3/29.
15. VI and DC closed out the sentinel chicken program by arranging adoptions for the retired chickens, removing the cages and clean up at the 5 sites where the flocks were kept, donating used cages and usable equipment.

Upcoming:

1. MVCAC Southern California Regional Meeting. 4/19.
2. MVCAC Southern Region Integrated Vector Management District meeting. 4/20.
3. Administrative Professional Day. 4/27.