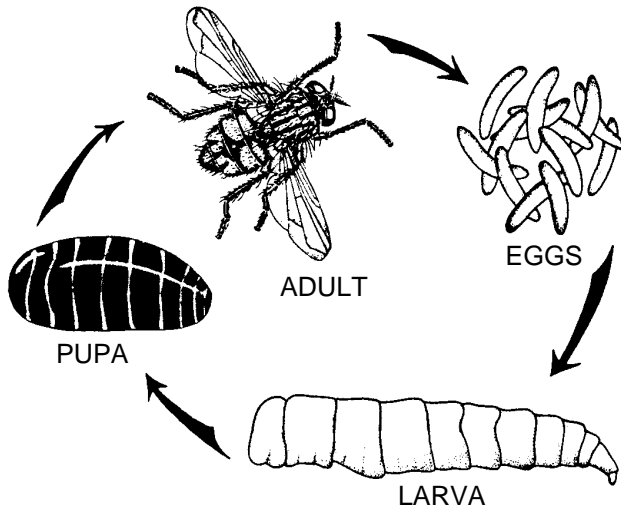




FLY CONTROL

STAGES IN LIFECYCLE OF FLIES



TYPES OF FLIES

House Fly



The common House Fly (*Musca domestica*) is a nuisance as well as being a carrier of diseases to man and domestic animals.

In two weeks, one fly may lay more than 1,000 eggs in animal excrement, garbage, kitchen refuse, piled lawn clippings, and other decomposing plant and animal matter. In warm weather, the life cycle (egg to adult) usually takes eight days. Warm or protected environments may permit fly production year-round.

In cities, larval (maggot) sources of House Flies can usually be found within the distance of a city block, although the flies may sometimes travel several miles.

Besides the grayish-black House Fly, several other kinds of flies are found in the home. Control of these is the same as for the House Fly, although control of their maggots varies.

Blow Fly




Blow Flies are larger than common House Flies. Several species are characterized by shiny, metallic colors: black, *Phormia*; blue, *Calliphora*; and green or copper, *Phaenicia*. They make a loud droning buzz and will lay eggs on exposed meat ("flyblown flesh"). The larval development of green or copper Blow Flies, most commonly found in garbage wastes and pet droppings, is completed in less than a week, while that of black or blue Blow Flies requires 10 to 15 days.

Little House Fly



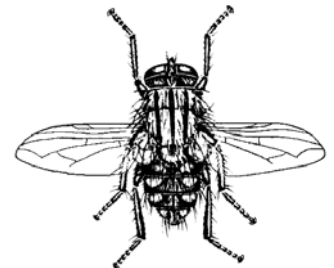
The Little House Fly (*Fannia canicularis*) characteristically flies to-and-fro in the middle of a room. Seldom lighting on human food, it is less apt to contaminate food than the true House Fly. Maggots develop from eggs laid in well-decayed vegetable matter or in animal excrement. The lifecycle requires about 24 days.

Black Garbage Fly



Black Garbage Flies (*Ophyra* species) are small, slender, black, shiny flies about 1/5" long. They develop in great numbers in garbage wastes, but are not usually found around homes in large cities. They are often abundant around rural premises, particularly those not having routine garbage collection. The lifecycle requires about 10 days.

Flesh Fly



Flesh Flies (*Sarcophaga* species) look like overgrown House Flies. The more common ones have a checkerboard pattern on the abdomen. They deposit living maggots rather than eggs in decaying flesh and excrement, especially dog droppings. The Flesh Fly needs only eight days to complete its lifecycle.

continued on back

False Stable Fly



The False Stable Fly (*Muscina stabulans*) is slightly larger and stouter than the common House Fly and generally darker gray in appearance. It cannot bite like the true Stable Fly, but may enter houses and lay its eggs on slightly spoiled foods. Maggots are frequently found in animal excrement and decaying vegetable matter. The lifecycle is normally 14 days.

Stable Fly



The Stable Fly (*Stomoxys calcitrans*) resembles the House Fly, but is a biting fly that has a slender, pointed beak with which it pierces the skin and sucks blood. It is normally an outdoor fly, feeding on domesticated animals, but may enter houses in rainy weather.

To control Stable Fly maggots, each week dispose of stable manure, urine-soaked straw, moist, spilled feed, and moist, decaying vegetation such as lawn clippings and plant masses cast onto shores or beaches.

WHAT CAN YOU DO TO CONTROL FLIES?

GOOD SANITATION IS BETTER THAN CHEMICALS. During warm weather, the lifecycle of some domestic flies may be completed in a week to 10 days, so dispose of all potential breeding sources twice weekly. Garbage cans should be in good condition and fitted with tight closing lids; routinely scrape and rinse food residues free from the inside bottom surface. If there is no regular garbage collection, dump waste into a deep pit and cover with at least a foot of moist earth and compact it into a hard surface layer.

CHEMICAL FLY CONTROL: A number of pesticides are available to control flies. Space or contact sprays such as pyrethrin (plus piperonyl butoxide) will kill flies quickly, but will leave little residual when sprayed on walls or windows. For long-lasting effectiveness against flies, spray residual-type insecticides on outer walls where flies are observed to rest, around windows and door frames, on door screens, ceilings, light fixtures, walls of porches and patios, and around garbage cans and outbuildings.

Fly control pesticides can be obtained from home, garden, hardware, agricultural supply, and animal feed stores. Do **not** purchase a pesticide unless the word "flies" is listed on the label along with instructions on use. The pesticide must also be recommended for use in the specific situation for which you intend to use it (i.e. indoors, outdoors, on walls, around stables, etc.). Follow all safety precautions and label instructions.

FLY TRAPS AND FLY PAPER: Used alone, fly traps and fly paper are usually **not** effective at controlling fly populations. They are best when used in combination with sanitation and chemical control. Many types are available and can often be purchased at the same stores that sell pesticides.

BIOLOGICAL CONTROL: Tiny wasps and flies that are natural enemies of immature flies may be purchased at garden and feed stores, by mail order, or online. Do **not** use them in combination with pesticides. Pesticides are toxic to them.

WARNING!

Pesticides are poisonous. Always read and carefully follow all precautions, safety recommendations, and application instructions given on the container label. Store all chemicals in their original labeled containers in a locked cabinet or shed, away from food or feeds, out of reach of children, irresponsible persons, pets, and livestock.

Confine chemicals to the property being treated. Take care not to contaminate food and food preparation areas. Avoid drift onto neighboring properties, especially gardens containing fruits and/or vegetables ready to be picked.

Dispose of the empty containers according to the label. **Never burn pesticide containers.**

If additional help is needed, contact with a licensed pest control operator is suggested.

MOSQUITO and VECTOR MANAGEMENT DISTRICT

of Santa Barbara County

DISTRICT OFFICE: 2450 Lillie Ave. * MAILING ADDRESS: P.O. Box 1389
Summerland, CA 93067

TELEPHONE: (805) 969-5050 * E-MAIL: mvmdistrict@mvmdistrict.org

Revised 12/2011

Take a look at our Public Information Website: www.mvmdistrict.org